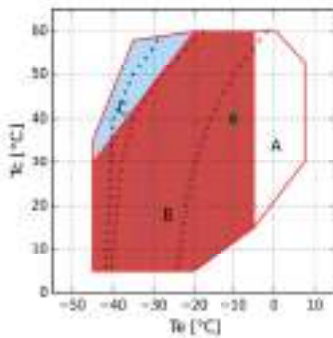




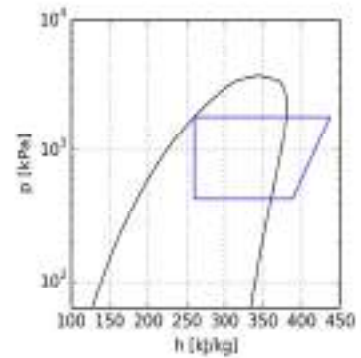
Calculation - H

Input

Model	H3500CC
Refrigerant	R404A
Evaporating temperature	-10.0 °C
Condensing temperature	40.0 °C
Reference temperature	Dew temperature
Suction temperature	20.0 °C
Evaporator outlet temperature	20.0 °C
Liquid subcooling	0.0 K
Voltage / phases / frequency	380-420 V / 3 / 50 Hz
Capacity control system	100%



- A = "CC" models only
- B = Standard application
- C = Head cooling fan or max superheating 20K
- x = Min Te 33%
- * = Min Te 66%
- + = Min Te 33% Head cooling fan or max superheating 20K
- = Min Te 66% Head cooling fan or max superheating 20K
- = Dew temperature



Performance calculation

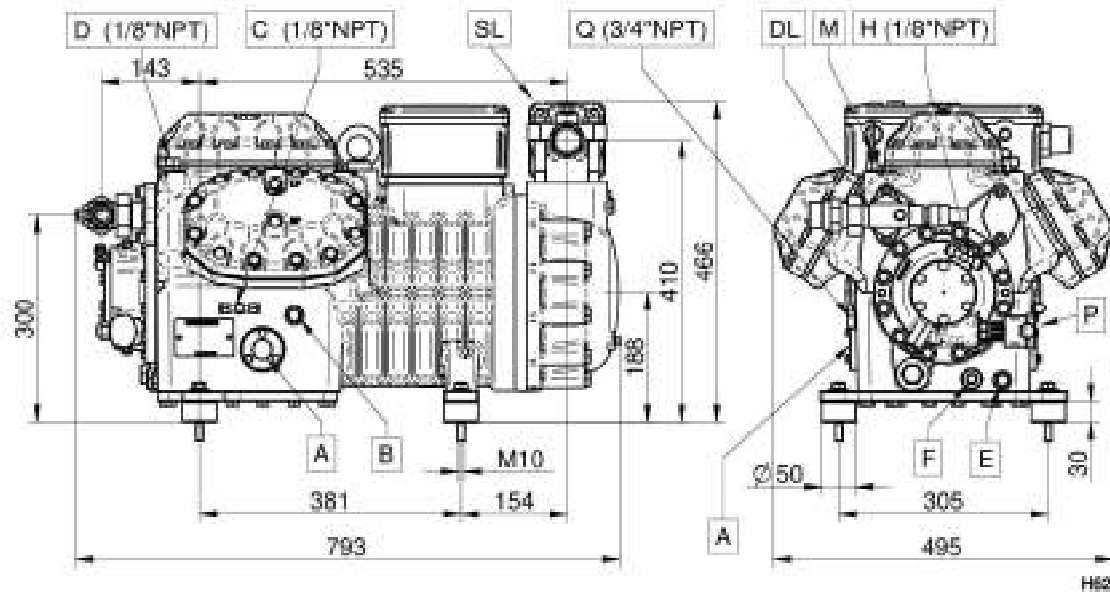
	Standard conditions	At evaporator	At compressor
Cooling capacity	63070 W	63070 W	63070 W
Absorbed power	24.20 kW	24.20 kW	24.20 kW
Condenser capacity	87.25 kW	87.25 kW	87.25 kW
COP	2.61	2.61	2.61
Mass flow	1760.9 kg/h	1760.9 kg/h	1760.9 kg/h
Absorbed current	44.8 A	44.8 A	44.8 A
Discharge temperature	81.2 °C	81.2 °C	81.2 °C
Max operating current	66.0 A	66.0 A	66.0 A
Locked rotor current	260.0 A	260.0 A	260.0 A



Technical data

No. cylinders	6.0	
Bore	68.0	[mm]
Stroke	60.0	[mm]
Displacement @ 50 Hz	113.74	[m ³ /h]
Displacement @ 60 Hz	136.49	[m ³ /h]
Suction valve	54 s.	[mm]
Discharge valve	35 s.	[mm]
Oil charge	3.5	[L]
Net weight	246.0	[kg]

Overall dimensions [mm]



- A - Oil sight glass
- B - Oil charge plug
- C - Low pressure connection
- D - High pressure connection
- E - Oil drain plug
- F - Crankcase heater
- G - Oil return plug
- H - Oil pressure tap
- M - Max. discharge temperature sensor
- P - Oil differential pressure switch
- Q - Gas equalisation
- DL - Discharge service valve
- SL - Suction service valve



Configuration: Standard \ Optional

TE=Thermistor protection	Standard
RELTM=Motor protection electronic module with delay	Standard
CH=Crankcase heater	Optional
TCH=Self-regulated crankcase heater	Optional
SLCR=Stepless capacity regulator	Optional
BF=Head cooling fan	Optional
US=Unloaded start by-pass	Optional
ISV=Internal safety valve	Standard
IP65=Electrical box IP65	Standard
CR2=Capacity control 33-66-100%	Optional
UL=UL approved compressor	Optional
ODPS=Oil differential pressure switch	Standard
TMAX=Max discharge temperature sensor	Standard
For operation with HFC refrigerants the compressor must be ordered with POE OIL. For operation with HCFC refrigerant the compressor shall be ordered with mineral oil.	
HFC (POE 46) - HCFC (MIN 46-68)	Standard
Motors suitable for operation at different voltage from those listed above may be supplied on request.	
For low temperature application external cooling must be provided.	
220-240/3/50 (Δ) 380-420/3/50 (Y)	Optional
265-290/3/60 (Δ) 440-480/3/60 (Y)	Optional
380-420/3/50 (PWS) 440-480/3/60 (PWS)	Standard
208-230/3/60 (Δ) 360-400/3/60 (Y)	Optional
208-230/3/60 (PWS)	Optional
220-240/3/50 (PWS)	Optional
360-400/3/60 (PWS)	Optional
475-525/3/50 (PWS) 570-630/3/60 (PWS)	Optional